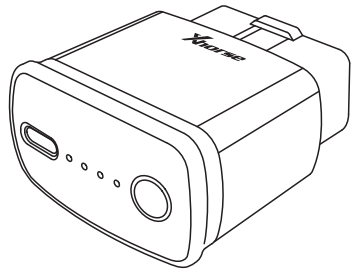


MINI OBD TOOL

User Manual



1. Product Overview

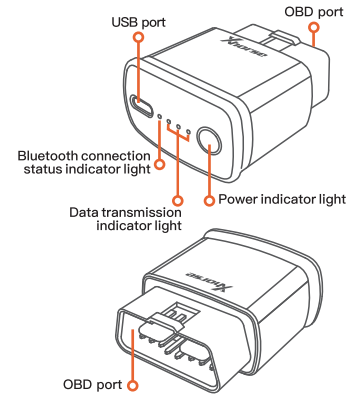
1.1 Product Diagram



MINI OBD TOOL

1

1.2 Product Introduction



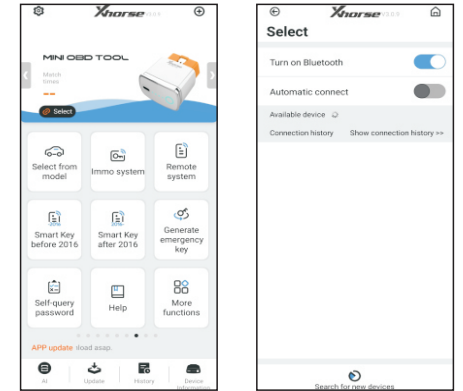
MINI OBD TOOL is a vehicle matching diagnostic tool that supports multiple functions such as Toyota brand vehicle diagnosis, vehicle immobilizer program, and connects software and hardware devices through Bluetooth.

2

2. Function Introduction

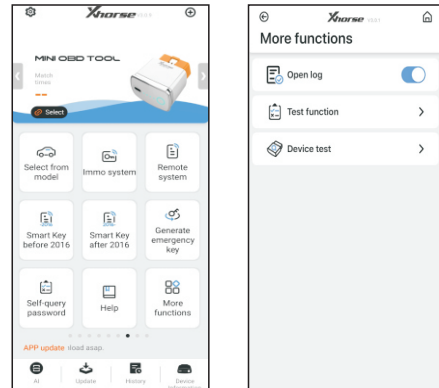
2.1 Device Connection

Switch to the MINI OBD TOOL homepage in Xhorse APP, and click **[Select]**. The page displays the currently connectable devices. Select the correct device to connect.



3

2.2 Home Page Function



4

- [Select from model]**, **[Immo system]**, **[Remote system]**, **[Smart Key before 2016]**, and **[Smart Key after 2016]**: Toyota vehicles remote programming according to the above five types, selecting the corresponding type of vehicle type for vehicle diagnosis and Immo program operations.
- [Generate emergency key]**: Connect the MINI KEY TOOL device to generate emergency key.
- [Self-query password]**: You can query the vehicle password.
- [Help]**: You can view relevant Immo information for Toyota vehicles.
- [More functions]**: Enables device log, device self-test, and other functions.

5

3. Warranty And After-sales Instructions

The warranty period for MINI OBD TOOL is one year, subject to the date on the transaction voucher; If there is no transaction voucher or the transaction voucher is lost, the factory date recorded by the manufacturer shall prevail.

※ The following situations are not subject to free warranty:

- Failing to use the device according to the requirements of the manual, resulting in device failure;
- Damage to the device due to self-repair or modification;
- Failure of the device due to falls, collisions, or improper voltages;
- Damage to the device due to force majeure;
- Device failure or damage caused by long-time use in harsh environments or on vehicles or ships;
- The main engine housing is dirty and worn due to use.

For product after-sales maintenance and technical support, please contact the dealer or scan the QR code on the back of the manual, download the official Xhorse app, and consult online customer service.

The pictures are for reference only, and the product is subject to the actual object. Xhorse reserves all rights to this manual. Without permission, any person or organization is prohibited from copying and disseminating any part of this manual in any form. Due to product improvements, the contents of this manual are subject to change without notice.

6



Scan QR Code to download Xhorse APP

Scan QR code to get MINI OBD TOOL User Manual

Xhorse

DOWNLOADABLE FROM GOOGLE PLAY STORE AND APPLE APP STORE

